





Quarter 3 Position Statement on National Indicators

PI Status	
	This PI is significantly below target.
	This PI is slightly below target.
	This PI is on target.
	Status cannot be calculated as no data and / or no target is available.

PI Code	Title	Q2 2008/09		Q3 2008/09		Trend	Status	Aim	Latest Notes	Division
		Value	Target	Value	Target					
NI 1	% of people who believe people from different backgrounds get on well together in their local area	Not Collected						Aim To Maximise	PLACE SURVEY QUESTION collected jointly with County. Fieldwork completed and un-weighted data received and submitted to Audit Commission.	CAPS
NI 2	% of people who feel that they belong to their neighbourhood	Not Collected						Aim To Maximise	PLACE SURVEY QUESTION as above	CAPS
NI 3	Civic participation in the local area	Not Collected						Aim To Maximise	PLACE SURVEY QUESTION as above	CAPS
QoL23 NI 4	% of people who feel they can influence decisions in their locality	Not Collected						Aim To Maximise	PLACE SURVEY QUESTION as above	CAPS
NI 5	Overall/general satisfaction with local area	Not Collected						Aim To Maximise	PLACE SURVEY QUESTION as above	CAPS
NI 6	Participation in regular volunteering	Not Collected						Aim To Maximise	PLACE SURVEY QUESTION as above	CAPS
NI 8	Adult participation in sport and active recreation	Not Collected						Aim To Maximise	Collected annually via the Active People Survey which is undertaken by Sport England.	CAPS
NI 14	Avoidable contact: the proportion of customer contact that is of low or no value to the customer							Aim To Minimise	Collection began in September in accordance with guidance. Data to be submitted at the end of the year.	HR
NI 17	Perceptions of anti-social behaviour	Not Collected						Aim To Minimise	PLACE SURVEY QUESTION as for NI 1 above	CAPS

**Agenda Item No. 9
Appendix**

PI Code	Title	Q2 2008/09		Q3 2008/09		Trend	Status	Aim	Latest Notes	Division
		Value	Target	Value	Target					
NI 20	Assault with injury crime rate	2.21						Aim To Minimise	Collected by Police.	CAPS
NI 21	Dealing with local concerns about anti-social behaviour and crime issues by the local council and police		Not Collected					Aim To Maximise	PLACE SURVEY QUESTION as for NI 1 above	CAPS
NI 22	Perceptions of parents taking responsibility for the behaviour of their children in the area		Not Collected					Aim To Maximise	PLACE SURVEY QUESTION as for NI 1 above	CAPS
NI 23	Perceptions that people in the area treat one another with respect and consideration		Not Collected					Aim To Maximise	PLACE SURVEY QUESTION as for NI 1 above	CAPS
NI 27	Understanding of local concerns about anti-social behaviour and crime issues by the local council and police		Not Collected					Aim To Maximise	PLACE SURVEY QUESTION as for NI 1 above	CAPS
NI 35	Building resilience to violent extremism		Not Collected					Aim To Maximise	Annual County to lead through the Community Safety Partnership.	CAPS
NI 37	Awareness of civil protection arrangements in the local area		Not Collected					Aim To Maximise	PLACE SURVEY QUESTION as for NI 1 above	POS
NI 41	Perceptions of drunk or rowdy behaviour as a problem		Not Collected					Aim To Minimise	PLACE SURVEY QUESTION as for NI 1 above	CAPS
NI 42	Perceptions of drug use or drug dealing as a problem		Not Collected					Aim To Minimise	PLACE SURVEY QUESTION as for NI 1 above	CAPS
NI 47	People killed or seriously injured in road traffic accidents		Not Collected					Aim To Maximise	Annual Reported by Department for Transport	CAPS
NI 48	Children killed or seriously injured in road traffic accidents		Not Collected					Aim To Maximise	Annual Reported by Department for Transport	CAPS
NI 119	Self-reported measure of people's overall health and wellbeing		Not Collected					Aim To Maximise	PLACE SURVEY QUESTION as for NI 1 above	CAPS; PHE
NI 137	Healthy life expectancy at age 65		Not Collected					Aim To Maximise	PLACE SURVEY QUESTION as for NI 1 above	CAPS; PHE
NI 138	Satisfaction of people over 65 with both home and neighbourhood		Not Collected					Aim To Maximise	PLACE SURVEY QUESTION as for NI 1 above	CAPS; PHE

**Agenda Item No. 9
Appendix**

PI Code	Title	Q2 2008/09		Q3 2008/09		Trend	Status	Aim	Latest Notes	Division
		Value	Target	Value	Target					
NI 139	The extent to which older people receive the support they need to live independently at home	Not Collected						Aim To Maximise	PLACE SURVEY QUESTION as for NI 1 above	CAPS; PHE
NI 140	Fair treatment by local services	Not Collected						Aim To Maximise	PLACE SURVEY QUESTION as for NI 1 above	CAPS
NI 151	Overall Employment rate (working-age)	Not Collected						Aim To Maximise	Reported by the Job Centre Plus. Data not yet available.	PHE
NI 152	Working age people on out of work benefits	Not Collected						Aim To Minimise	Reported by the Job Centre Plus. Data not yet available.	FS
NI 154	Net additional homes provided	Not Collected						Aim To Maximise	Annual	PHE
NI 155	Number of affordable homes delivered (gross)	0		62				Aim To Maximise	Total year to date 77. N.B. 3 year Target 2008-2011 = 250 There are very difficult housing market conditions at present with affordable housing schemes being delayed or stopping completely. WFDC and Housing Association in Wyre Forest are working hard to try and ensure progress is still made and that any new opportunities on open market sites for affordable housing are vigorously pursued. We are currently on target but this will be extremely challenging to maintain in year 2 and particularly year 3.	PHE
NI 156	Number of households living in temporary accommodation	47		23				Aim To Minimise	Decrease from Q2 to Q3. Community Housing has converted tenancies from assured shortholds to assured, in effect reducing the number of temporary accommodation units. The number of Temporary Accommodation units is expected to remain at a constant level now.	PHE
NI 157a	Processing of planning applications in a timely manner: Major applications	60.00%	65.00%	80.00%	65.00%			Aim To Maximise		PHE
NI 157b	Processing of planning applications in a timely manner: Minor applications	75.44%	80.00%	76.36%	80.00%			Aim To Maximise	Below local target of 80% but comfortably exceeds national target of 65%.	PHE
NI 157c	Processing of planning applications in a timely manner: Other applications	88.89%	90.00%	88.50%	90.00%			Aim To Maximise	Just below local target of 90% but comfortably exceeds national target of 80%.	PHE
NI 159	Supply of ready to develop housing sites	Not Collected						Aim To Maximise	Annual	PHE



**Agenda Item No. 9
Appendix**

PI Code	Title	Q2 2008/09		Q3 2008/09		Trend	Status	Aim	Latest Notes	Division
		Value	Target	Value	Target					
NI 170	Previously developed land that has been vacant or derelict for more than 5 years	Not Collected						Aim To Minimise	Annual	PHE
NI 171	New business registration rate	Not Collected						Aim To Maximise	Annual Reported by ONS	PHE
NI 172	Percentage of small businesses in an area showing employment growth	Not Collected						Aim To Maximise	Annual Reported by ONS	PHE
NI 173	Flows on to incapacity benefits from employment	Not Collected						Aim To Minimise	Reported by DWP Data not yet available.	FS
NI 179	Value for money – total net value of ongoing cash-releasing value for money gains that have impacted since the start of the 2008-09 financial year	Forecast cumulative position at end of current financial year £625,912						Aim To Maximise	Actual gains achieved since 1 April 2008, up to the end of the financial year, to be reported in July 2009.	FS
NI 180	The number of changes of circumstances which affect customers' HB/CTB entitlement within the year.	239	3000	259	3000			Aim To Maximise	Target missed - target may be too high as set before baseline data available. To be reviewed.	FS
NI 181	Time taken to process Housing Benefit/Council Tax Benefit new claims and change events (days)	11.4	20.0	13.4	20.0			Aim To Minimise		FS
NI 182	Satisfaction of business with local authority regulation services	82.64%		83.29%				Aim To Maximise	Collected by monthly surveys and reported annually.	PHE
NI 184	Food establishments in the area which are broadly compliant with food hygiene law	Not Collected						Aim To Maximise	Annual	PHE
NI 185	CO2 reduction from local authority operations	Not Collected						Aim To Maximise	Annual	PHE
NI 186	Per capita reduction in CO2 emissions in the LA area	Not Collected						Aim To Minimise	Annual	PHE
NI 187(i)	Tackling fuel poverty – % of people receiving income based benefits living in homes with a low energy efficiency rating: (i) Low energy efficiency	Not Collected						Aim To Maximise	Annual	PHE
NI 187(ii)	Tackling fuel poverty – % of people receiving income based benefits living in homes with a low energy efficiency rating: (ii) High energy efficiency	Not Collected						Aim To Maximise	Annual	PHE

**Agenda Item No. 9
Appendix**

PI Code	Title	Q2 2008/09		Q3 2008/09		Trend	Status	Aim	Latest Notes	Division
		Value	Target	Value	Target					
NI 188	Planning to Adapt to Climate Change	Not Collected						Aim To Maximise	Annual	PHE
NI 189	Flood and coastal erosion risk management	Not Collected						Aim To Maximise	Annual Reported by the Environment Agency	PHE
NI 191	Residual waste per household	145	174	146	175			Aim To Minimise		POS
NI 192	Percentage of household waste sent for reuse, recycling and composting	28.33%	28.03%	27.61%	28.03%			Aim To Maximise	Quarterly target missed and performance decreased marginally from Q2. Similar trend to previous years when recycling performance has generally fallen in quarter 3 due to Christmas. January is expected to bring the recycling rate back on target, as per the trend last year.	POS
NI 193	Percentage of municipal waste land filled	74.22%		73.96%				Aim To Minimise	NI collected for internal monitoring only. Formally reported by Waste Disposal & Unitary authorities, not waste collection authorities. There is a County-wide target of 53%, linked to the LAA, which WFDC contribute towards. This target is currently being met. The target is linked to the Waste Management Contract which includes arrangements for disposal and recovery of municipal waste in both Herefordshire and Worcestershire.	POS
NI 194	Air quality – % reduction in NOx and primary PM10 emissions through local authority's estate and operations	Not Collected						Aim To Minimise	Annual	PHE
NI 195a	Improved street and environmental cleanliness (levels of litter, detritus, graffiti and fly posting): Litter	Apr – July 08 - 4%	20%	Aug – Nov 08 - 13%	20%			Aim To Minimise	Collected tri-annually	POS
NI 195b	Improved street and environmental cleanliness (levels of litter, detritus, graffiti and fly posting): Detritus	Apr – July 08 - 6%	20%	Aug – Nov 08 - 3%	20%			Aim To Minimise	Collected tri-annually	POS
NI 195c	Improved street and environmental cleanliness (levels of litter, detritus, graffiti and fly posting): Graffiti	Apr – July 08 - 2%	8%	Aug – Nov 08 - 7%	8%			Aim To Minimise	Collected tri-annually	POS

**Agenda Item No. 9
Appendix**

PI Code	Title	Q2 2008/09		Q3 2008/09		Trend	Status	Aim	Latest Notes	Division
		Value	Target	Value	Target					
NI 195d	Improved street and environmental cleanliness (levels of litter, detritus, graffiti and fly posting): Fly-posting	Apr – July 08 - 0%	10%	Aug – Nov 08 - 0%	10%	■		Aim To Minimise	Collected tri-annually	POS
NI 196	Improved street and environmental cleanliness – fly tipping	1	2	1	2	■		Aim To Minimise	Graded on a scale of 1 – 4 Level 1 = very effective Level 4 = poor	POS